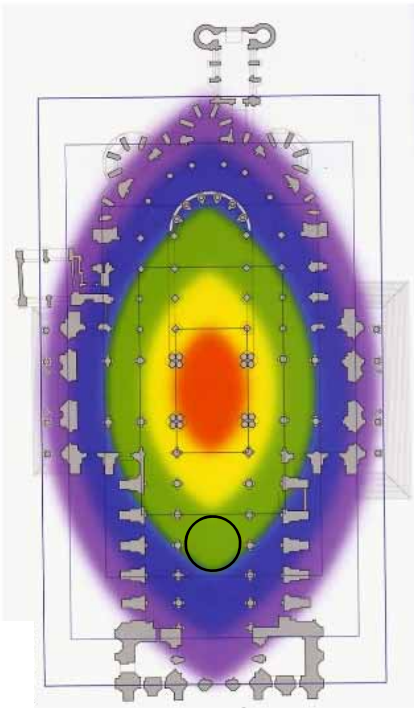


# The Chartres Labyrinth

In Chartres Cathedral, one hour South of Paris, there is a most sophisticated Labyrinth path, which has gained renewed popularity over recent times, amongst 'new age'ers and some Christians. The Chartres Cathedral was built during the 12th century by the Christian order of the Knights Templar. These knights had tremendous power during their time, and from their involvement in the crusades they had access to old wisdom, from both the European and more notably the Persian traditions.

The Labyrinth was developed as a replacement for pilgrims to walk, instead of making the journey to the holy land, which in the 13th century was no longer possible. It is a symbolic walk, from the physical life to the spiritual center of one's being. The walk begins from the South West end of the church and ends in the middle of the Labyrinth. One leaves the Labyrinth by walking directly up the Cathedral towards the altar and the Holy of Holies.



While many of the cathedrals were built on the North, South, East, West axis, with the main hall focused on the East West axis, Chartres is directed to the North East, rather than East like Wells Cathedral in the UK.


There are many books, interpreting the architectural significance of the Chartres Cathedral, and I will leave it to them to provide the details, however there are few points of significance I would like to highlight.

In his book, "Chartres, Sacred Geometry, Sacred Space" Gordon Strachan, outlines many of the features of the Cathedral. There is one feature which provides an indication of the significance the Labyrinth may play in the Cathedral. Strachan showed that the Christian symbol of the Viscsi Pisces was at the seat of the buildings design. He provided the adjoining picture, which shows the five Viscsi Pisces layers, he sees in the cathedrals design. It will be seen from this picture, that on the middle green ring, at top end is the Holy of Holies. It was upon this focus, that all five of the previous churches built on this site, have been centered.

This area is the spiritual focus of the whole cathedral. At the opposite or polar end of this green area is the position of the Labyrinth. If the Holy of Holies is the spiritual center, and a place of inner experience of God, then the Labyrinth can represent, an exteriorised patterning of the archetypal form of creation. This being an inverted expression of the inner spiritual center.

Follow the path of the Labyrinth with your finger.

The Labyrinth conforms exactly to the criteria I have identified in my other writings, regarding the structure of the Astronomical gyrosopic form, standing behind creation. Namely it is a cross form with twelve (2 x 6) internal layers.



However upon closer inspection there is one very significant difference that opens up a whole can of worms. Initially I overlaid my pattern over the labyrinth, and this was published in my earlier edition of 'Biodynamic Chemistry', however I have since come to see a significant difference between the path I have been following, from the Astrological orientation, based upon the Zodiac and thus the Sun's ecliptic, and the orientation of many of our 'Earth monuments'. These are based upon the Earth's North South electro magnetic field. Like many of the other cathedrals I must note that Chartres is aligned to the Earth and not the ecliptic. Thus the Labyrinth is focused upon this Earth orientation as well. Thus it is quite wrong to just superimpose my ecliptic based 'Astrological' diagrams upon Earth based structures.

Several very interesting issues arise from this question. What is the difference between the Astrological orientation of the world, and what we might call the 'natural' orientation of the world. When did these two orientations alter, and what does it mean that western culture takes the astrological orientation so seriously, yet so much for granted. These are all questions of far greater reach than the Chartres Labyrinth and so I will present the new, image of the Labyrinth with the Periodic Table organised first, according to the Earth's North magnetic pole, and then along the directional line of the cathedral ( NE / SW).

Even while doing this, there is still the question of whether the Periodic Table should be placed like this or whether we should go strictly by the North pole orientation, and move the Periodic table 45 degrees anti clock wise to reflect the true orientation of the Earth North South magnetic field. The best solution is to suggest both, however I have provided the one I am working with. While both will have their 'truth' they will be different truths, and therefore have different applications. This will have its relevance within the energetic structure of the cathedral .

I will deal with all the philosophic issues in other chapters.

## **Inside the Labrynth**

The Labyrinth is gyroscopic in form, having a strong emphasis on the vertical and horizontal planes. It has four quadrants and has 12 rings. These 12 internal rings, are identified in my 'Apple of Life' picture, and are formed by the 2 fold nature of the 6 major dimensional rings, I describe in 'Biodynamics Decoded'. It is therefore possible to (a) color code for the Labyrinth, (b) place my interpretation of the spiritual bodies interactions order onto it, and (c) place my periodic table placement, onto the Labyrinth, to achieve the following diagram.

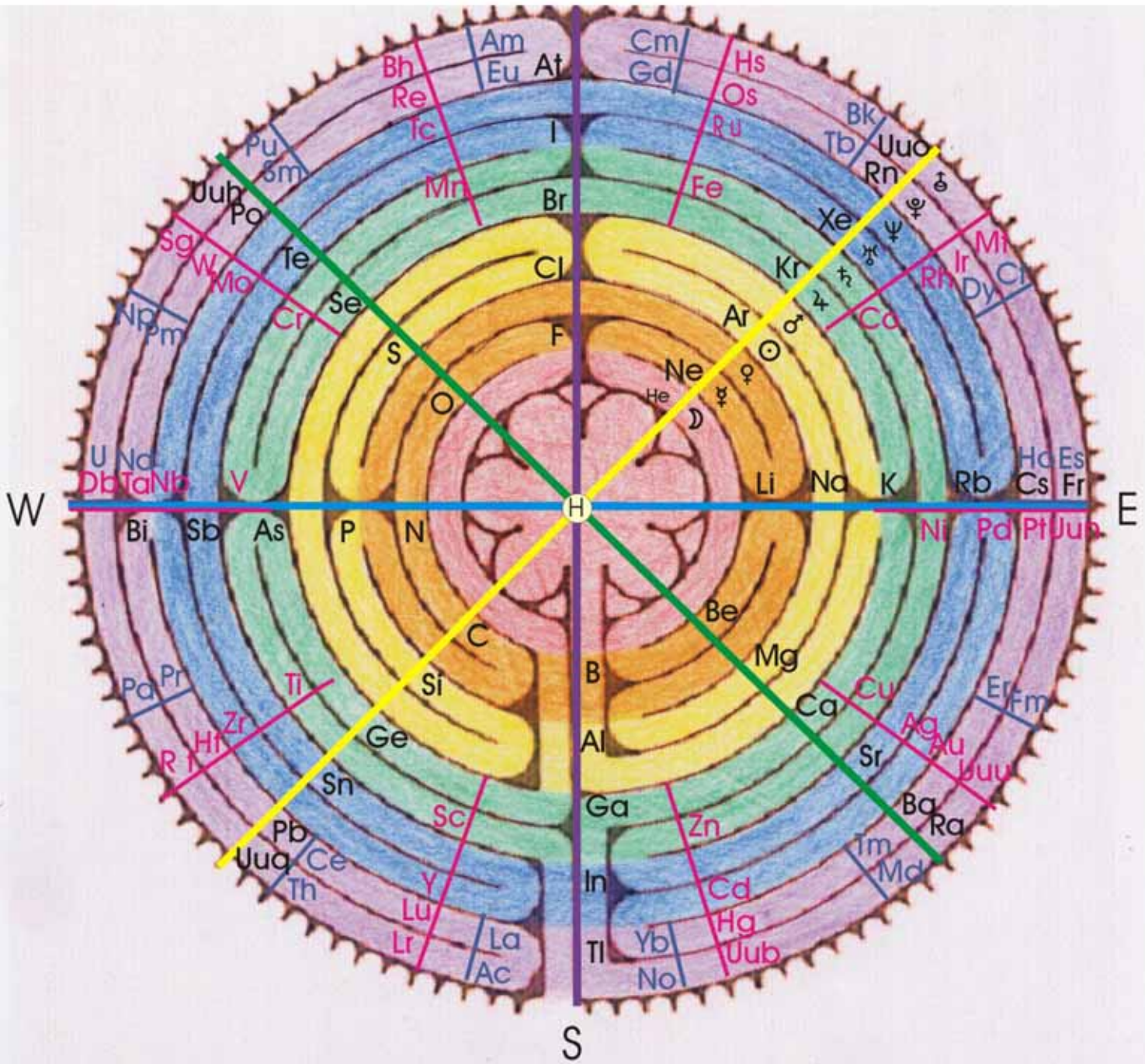
One further piece of information that is added to the overall collection of references, coming from the Labyrinth, is the relationship of the planets to each of the 12 internal layers. I have used my various sources of astrological reference to place the planets. This has the Earth at the center, with the other planets listed according to the order of their length of astronomical cycle, as experienced from the Earth. The last planet in the series is Persephone. I have talked of its influence in my earlier writings. This planetary order was confirmed as being 'correct', from documents cited from a Chartres lecturer, in Europe. This provides one more significant reference point to investigate all other accumulated information.

This pattern and form of spiritual antiquity, can be expected to have an archetypal power associated with it. With the addition of the Periodic table of elements to the Labyrinth, it could be possible that this has identified the quality of various stages of the journey, around the Labyrinths 'Journey of Life'. It may also be possible to 'attract' any particular element, by standing on the appropriate place on the Labyrinth. Test this out by placing your fingers on particular elements and see if you can define their influence.

see over the page



N



**LABYRINTH PERIODIC TABLE**  
**ORIENTATED TO THE EARTHS MAGNETIC FIELD**  
**GLEN ATKINSON**  
© GARUDA TRU/T 5.11.2010